

California Individual & Family Plans, Farm Bureau insurance plans
and Quick Net Select short-term insurance plans

Health Net's Online Broker Quote and Proposal Guide

Helping you get more done in your busy day

If you've ever wondered how to squeeze more hours into your busy work day, we've got the solution for you. It's Health Net's online Broker Quote and Proposal tool.

This efficient online broker tool replaces the manual process of finding and quoting plans for your clients looking for health care coverage for individuals and their families. With just a few clicks on your keyboard, you can easily provide your clients with Individual & Family Plans, Farm Bureau insurance plans and Quick Net Select short-term insurance plan options that fit their needs and their lifestyle. You can even quote supplemental coverage.

This helpful guide shows you how to navigate through the online Broker Quote and Proposal tool. With continuous enhancements, it's never been easier to use!

Let's get started

Go to www.healthnet.com > *I'm a Broker* > *California* and log on to your broker account.



Not registered yet?

On the Broker home page, click on the Register Now button to start the process.

Under Quick Links or the *Get a Quote* icon, select *Plans for Individuals & Families Quote and Proposal*.



(continued)

- A** Enter the following information:
- Geographic information;
 - Plan detail – select either long term or short term coverage type; and
 - Applicant detail.
- Then select *Continue*.

- B** If you already know the plans you want to include in your proposal, check the box *Include this plan in a Proposal* located under the plan name.
- Select as many plans as you like to include in your proposal.

- C** Then select the *Create Proposal From Selected Plan* button.

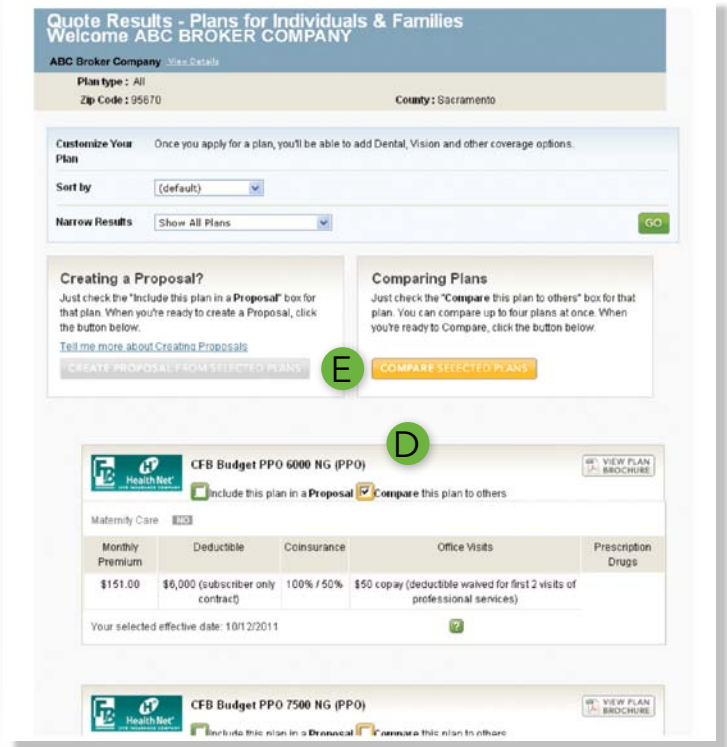
Monthly Premium	Deductible	Coinsurance	Office Visits	Prescription Drugs
\$151.00	\$6,000 (subscriber only contract)	100% / 50%	\$50 copay (deductible waived for first 2 visits of professional services)	



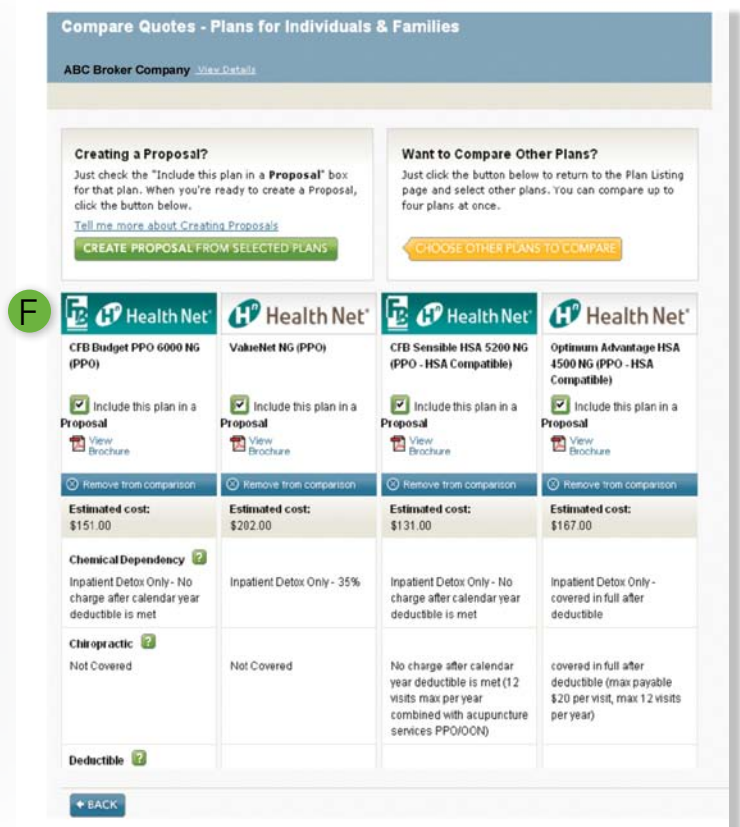
Get more done at your convenience with Health Net's online Broker Quote and Proposal tool.

(continued)

- D** Or, to review plan information before including them in your proposal, compare plans first.
- Check the *Compare this plan to others* box under the plan name.
 - Select up to four plans at a time.
- E** • Then select the *Compare Selected Plans* button.



- F** Your plans will be displayed in an easy-to-read, side-by-side comparison. Select the plan(s) you want to include in your proposal by clicking the *Include this plan in a proposal* button. Then select *Create Proposal from Selected Plans*.



(continued)

G Enter your client's name, address and email.

H You can also select supplemental coverage options you want to add to your proposal/quote.

Then click *Continue*.

Plan Name	Total Premium	Rerolled Premium	Options
CFR Budget PPO 6000 NO	\$ 151.00/mo.	\$ 151.00/mo.	SHOW SUPPLEMENTAL PLAN OPTIONS REMOVE PLAN FROM PROPOSAL
ValueNet NO	\$ 202.00/mo.	\$ 202.00/mo.	SHOW SUPPLEMENTAL PLAN OPTIONS REMOVE PLAN FROM PROPOSAL
CFR Sensible HSA 5200 NO	\$ 131.00/mo.	\$ 131.00/mo.	SHOW SUPPLEMENTAL PLAN OPTIONS REMOVE PLAN FROM PROPOSAL
Optimum Advantage HSA 4500 NO	\$ 167.00/mo.	\$ 167.00/mo.	SHOW SUPPLEMENTAL PLAN OPTIONS REMOVE PLAN FROM PROPOSAL

I At this point, you can:

- print your proposal,
- save proposal as a PDF, or
- preview the proposal.

J Select *Add Personalized Note* if you want to add your own message to your client before emailing the proposal.

K When you hit *Send Proposal*, your client will receive the email with a link to your proposal, which includes your broker information. This will automatically link you to their application when they apply.

Your Proposal has been created. Next steps:

- [Print Proposal](#)
- [Save Proposal as a PDF](#)

Please note: if you leave this page without clicking the "Send Proposal" button below, Health Net will not be able to connect this Proposal to an Application. To enable full tracking options, please be sure to send the Proposal before leaving this page.

Email the Proposal to your Client

The following email will be sent to the client when you click the "Send Proposal" button. You can also add your own comments to the email by clicking the "Add Personalized Note" link below.

Preview the Proposal in a new window

Add Personalized Note to Proposal email

Your broker has created a Health Net Plans for Individuals & Families proposal for you to review.

Health Net takes every measure to maintain and safeguard your confidentiality. Therefore, you will be required to complete your registration for a Health Net.com account before viewing this proposal.

To complete your registration, please click on the link below and follow the steps described

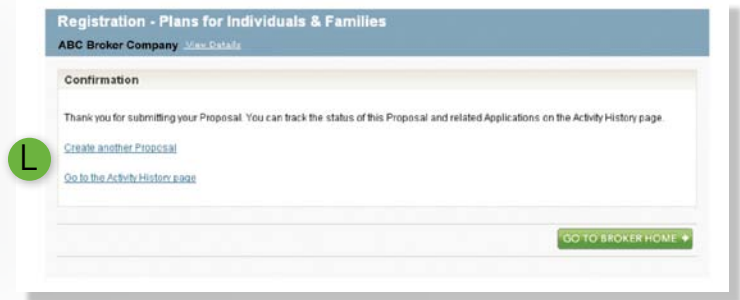
/portal/consumer/content.sdo?category=SeeOurPlans&topic=IndividualFamilyPlan&mainResource=/app/fp/loginForm.jsp

If you have difficulties retrieving your username and password we suggest reviewing your Browser Settings and/or your pop up blocker.

SEND PROPOSAL

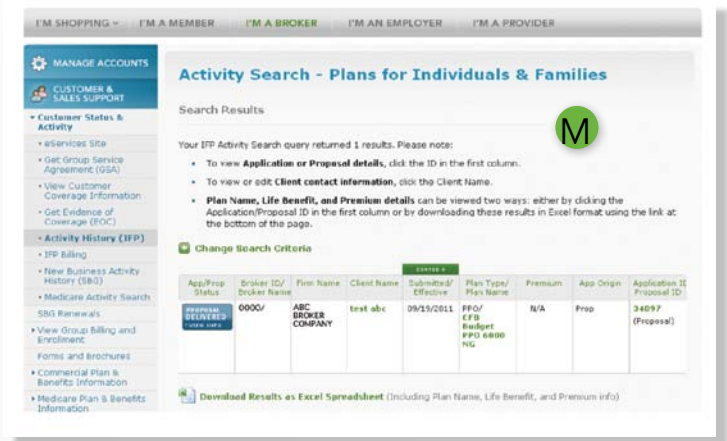
(continued)

L Now you can create another proposal, go straight into your Activity History, or exit the tool.



M In Activity History, you can track the proposals you create:

- The status icon lets you know if you've emailed the proposal to your client.
- Select Plan Type/Plan Name lets you view the plan benefit detail.
- And the proposal ID lets you view a PDF of the proposal.



Make the most of your work day while giving your customers the high-quality, efficient service they've come to expect from you. There's no time like the present to start using Health Net's online Broker Quote and Proposal tool.

If you have a question, please contact Broker Services at 1-800-909-3447, option 1, or email brokers@healthnet.com.

Health Net's online Broker Quote and Proposal tool is one more way we're making health care work for you!